


About the Damper Pedal

The **damper pedal** is the pedal on the right.

Pedal mark:



Pedal *hold it down* Pedal
DOWN UP

Use your right foot for the damper pedal.
Your teacher will show you.



Ferris Wheel

Gracefully

3 on
__?

Words by Crystal Bowman

mf Rid - ing rid - ing, 'round and a - round.

1 on __?



5

Turn - ing, turn - ing, down to the ground.

1

Teacher Duet: (Student plays 1 octave higher. Teacher pedals for duet.)

R.H. 5. 3. 1. 5. 1. 2.
L.H. *p* 1. 2.



9

Oh, what a view when we're rid - ing so high.

2

13

I just love the fer - ris wheel ride.

3 1 3

Teacher Note: Teach by demonstration.

17

s-l-o-w-i-n-g down

We're go - ing up and we'll stop at the top!

f *mf* *p*

3 1 3 1

Hold and enjoy the view!

Pedal down

Pedal up

DISCOVERY



Point out the **slur** that includes 4 measures.

9 13 17

mf 8va